

ವಾಯವ್ಯ ಕರ್ನಾಟಕ ರಾಜ್ಯ ರಸ್ತೆ ಸಾರಿಗೆ ಸಂಸ್ಥೆ
North Western Karnataka Road Transport Corporation
ವಿಕಲಚೇತನರ ಬಸ್ ಪಾಸ್ ಗೆ ಅರ್ಜಿ
Issue of Bus Pass to Physically Challenged

Step 1: Go to Sevasindhu.karnataka.gov.in website and Click on Departments and services.

The screenshot shows the homepage of the Sevasindhu website. At the top, there is a navigation bar with the following items: HOME, ABOUT SEVA SINDHU, DEPARTMENTS & SERVICES (circled in red), SERVICE CENTERS, GRAMA ONE, TRACK YOUR APPLICATION STATUS, REPORTS-DASHBOARD, FAQ, DEPARTMENT CONTACT DETAILS, and CONTACT. Below the navigation bar, there are several service announcements, including one for 'Application for 11 categories of Unorganized workers to avail Rs.2000/- as one time compensation due to 2nd wave of Covid-19' and another for 'Covid-19: One-time financial assistance to Chammaras/Leather Artisans'. The bottom of the page shows a Windows taskbar with the date 6/22/2021 and time 11:06 AM.

Step 2: Select department name **North Western Karnataka Road Transport Corporation** and Click on **Issue of Bus Pass to Physically Challenged** service name. Alternatively, you can search **Issue of Bus Pass to Physically Challenged** in the search option.

The screenshot shows the 'DEPARTMENTS & SERVICES' page on the Sevasindhu website. The 'North Western Karnataka Road Transport Corporation' department is selected, and the 'Renewal of Bus Passes to Physically Challenged-NWKRTC' service is circled in red. Other services listed include 'Issue of Free Bus Pass for Blind Person', 'Issue of Free Bus Passes to Freedom Fighters', 'INR 2000 vouchers for widows of freedom fighters', and 'Bus pass for physically-challenged'. The search bar at the top right contains the text 'Search Service' and a magnifying glass icon. The bottom of the page shows a Windows taskbar with the date 23-06-2021 and time 15:36.

Step 3: Click on **Apply online.**

The screenshot shows a web browser window displaying the Seva Sindhu portal. The main content is a form titled "Renewal of Bus Passes to Physically Challenged-NWKRTC". The form includes the following sections:

- Eligibility:** Physically challenged
- Supporting Document:**
 1. Disability certificate and I.D card issued by Directorate for the Empowerment of Differently abled and Seniro Citizens
 2. Proof of Residential Address
 3. Aadhar Card
 4. Passport size photo
- Application Fee :** 0
- Service Charge (Free for Online Submission) :** 25
- Delivery Time (Days) :** 15
- Procedure for applying:**
 1. Applicant logs into Seva Sindhu portal.
 2. Applicant provides the user credentials provided by Drugs Control Department to apply for this service
 3. Applicant submits the application on Seva Sindhu portal along with necessary supporting documents and makes the payment for the service.
 4. Applicant to provide clarification through re-submission of documents if requested by the Department
 5. The approving authority approves and applicant collects the digitally signed certificate or the approving authority rejects and applicant collects the endorsement stating reasons for rejection



A green button labeled "Apply Online" is circled in red at the bottom right of the form.

Step 4: Enter the login details and click on **log in** button.

The screenshot shows a login form with the following fields and elements:

- A text input field containing the number "7411601421".
- A password input field with masked characters "....." and a "GET OTP" button to its right.
- A green box displaying the OTP "348622" with a refresh icon.
- A text input field containing the OTP "348622".
- A green button labeled "LOG IN" circled in red.
- A link labeled "Forgot Password ?" below the login button.
- A link labeled "Don't have an account? Register HERE" at the bottom.

Step 5: Fill the Applicant Details



Menu Themes Language Kavya G D

Manage Profile
Apply for services
View Status of Application
Messages & Alerts

ವಾಯವ್ಯ ಕರ್ನಾಟಕ ರಾಜ್ಯ ರಸ್ತೆ ಸಾರಿಗೆ ಸಂಸ್ಥೆ North Western Karnataka Road Transport Corporation ವಿಕಲಚೇತನರ ಬಸ್ ಪಾಸ್ ಗೆ ಅರ್ಜಿ Issue of Bus Pass to Physically Challenged

Important Instructions/ಪ್ರಮುಖ ಸೂಚನೆಗಳು

"View Instructions/ಸೂಚನೆಗಳನ್ನು ವೀಕ್ಷಿಸಿ"

ಅರ್ಜಿದಾರರ ವಿವರ / Applicant's Details

ಅರ್ಜಿದಾರನ ಹೆಸರು/Applicant's Name *

Date of Birth /ಹುಟ್ಟಿದ ದಿನಾಂಕ *

Step 6: Click on I agree checkbox and fill the Captcha Code as given & Submit.

Belgavi

ಘೋಷಣೆ / Declaration

I Agree *

ಮೇಲೆ ನೀಡಿರುವ ಎಲ್ಲಾ ವಿವರಗಳು ಸತ್ಯವಾಗಿರುತ್ತವೆ ಎಂದು ಘೋಷಿಸುತ್ತೇನೆ.
I declare the information/ details provided above are true to the best of my knowledge.

Word verification

192374

Please enter the characters shown above

MINISTRY OF PANCHAYATI RAJ
GOVERNMENT OF INDIA

Digital India
Power To Empower

data.gov.in
Open Government Data (OGD) Platform India

incia.gov.in

Deity

PMINDIA

Step 7: A fully filled form will be generated for user verification, If have an correction click on Edit option, otherwise processed to **Attach annexure**.

Menu Themes Language Kavya G D

Application not yet submitted. To proceed click on the appropriate button available at the bottom of this page.

ಅರ್ಜಿದಾರರ ವಿವರ / Applicant's Details

ಅರ್ಜಿದಾರನ ಹೆಸರು/Applicant's Name :	adsgjhkhj
Date of Birth /ಹುಟ್ಟಿದ ದಿನಾಂಕ :	07/05/1991
ಲಿಂಗ/Gender :	ಪುರುಷ/Male
ವಯಸ್ಸು/Age :	30
ತಂದೆ ಹೆಸರು/Father's Name :	sgdsgdg
ವರ್ಗ/Category :	ಸಾಮಾನ್ಯ/General
ಮೊಬೈಲ್ ಸಂಖ್ಯೆ/Mobile Number :	8678367673
ಅಂಗವಿಕಲತೆಯ ಸ್ವರೂಪ/Type of Disability :	sdfshgfh
ಅಂಗವಿಕಲತೆಯ ಪ್ರತಿಶತ 40 ಅಥವಾ ಅದಕ್ಕಿಂತ ಹೆಚ್ಚು (%) /Disability Percentage (More than 40 %) :	52
ಅರ್ಜಿದಾರರು ಸರ್ಕಾರಿ/ಅರೆ ಸರ್ಕಾರಿ ಸಂಸ್ಥೆಯ ಉದ್ಯೋಗಿಯಾರ್ಹರು / Applicant is an employee / not an employee of Govt. Organisation /ಸರ್ಕಾರ ಸಂಸ್ಥೆಯ ಉದ್ಯೋಗಿಯಲ್ಲ	Not an Employee of Govt. Organisation/ಸರ್ಕಾರ ಸಂಸ್ಥೆಯ ಉದ್ಯೋಗಿಯಲ್ಲ

javascript:void(0)

Step 8: Click on **Attach annexures**.

Details of Divisions to Select/ವಿಭಾಗವನ್ನು ಆಯ್ಕೆಮಾಡಿ

ವಿಭಾಗವನ್ನು ಆಯ್ಕೆಮಾಡಿ / Select the division : Belgavi

ಘೋಷಣೆ / Declaration

ಮೇಲೆ ನೀಡಿರುವ ಎಲ್ಲಾ ವಿವರಗಳು ಸತ್ಯವಾಗಿರುತ್ತವೆ ಎಂದು ಘೋಷಿಸುತ್ತೇನೆ.
I declare the information/ details provided above are true to the best of my knowledge.

I Agree : Yes

Additional Details

Apply to the Office : NWKRTC Division Office(NWKRTC Divisions- Belgavi)

Draft Reference No : Draft_NW003S/2021/11709

28/5/2021 05:08:32 IST http://serviceonline.gov.in/karnataka

[Attach Annexure](#) [Edit](#) [Cancel](#) [Click here to initiate new application](#)

MINISTRY OF PANCHAYATI RAJ GOVERNMENT OF INDIA | Digital India | data.gov.in | in.gov.in | PMINDIA

Step 9: Attach the annexures and click on save annexures.

Messages & Alerts

Disability certificate and I.D card issued by Directorate for the Empowerment of Differently abled and Seniro Citizens.

Disability certificate and I.D card issuer

Document Format

Choose File sample.pdf

Scan

Fetch from DigiLocker

Proof of Residential Address

Proof of Residential Address

Document Format

Choose File sample.pdf

Scan

Fetch from DigiLocker

Aadhaar Card

Aadhaar card

Document Format

Choose File test.jpg

Scan

Fetch from DigiLocker

Passport size photo

Passport size Photo

Document Format

Choose File test.jpg

Scan

Fetch from DigiLocker

Save Annexure Cancel Back

MINISTRY OF PANCHAYATI RAJ GOVERNMENT OF INDIA

Digital India Power To Empower

data.gov.in Open Government Data (OGD) Platform India

india.gov.in

Deity

PMINDIA

https://serviceonline.gov.in/karnataka/editViewAnnexure.do#

Step 10: Saved annexures will be displayed and click on submit.

Annexure List

1) Disability certificate and I.D card issued by Directorate for the Empowerment of Differently abled and Seniro Citizens.	Disability certificate and I.D card issued by Directorate for the Empowerment of Differently abled and Seniro Citizens.
2) Proof of Residential Address	Proof of Residential Address
3) Aadhaar Card	Aadhaar card
4) Passport size photo	Passport size Photo

Additional Details

Apply to the Office: NWKRTC Division Office(NWKRTC Divisions- Belgavi)

Draft Reference No: Draft_NW003S/2021/11709

Submit Cancel

MINISTRY OF PANCHAYATI RAJ GOVERNMENT OF INDIA

Digital India Power To Empower

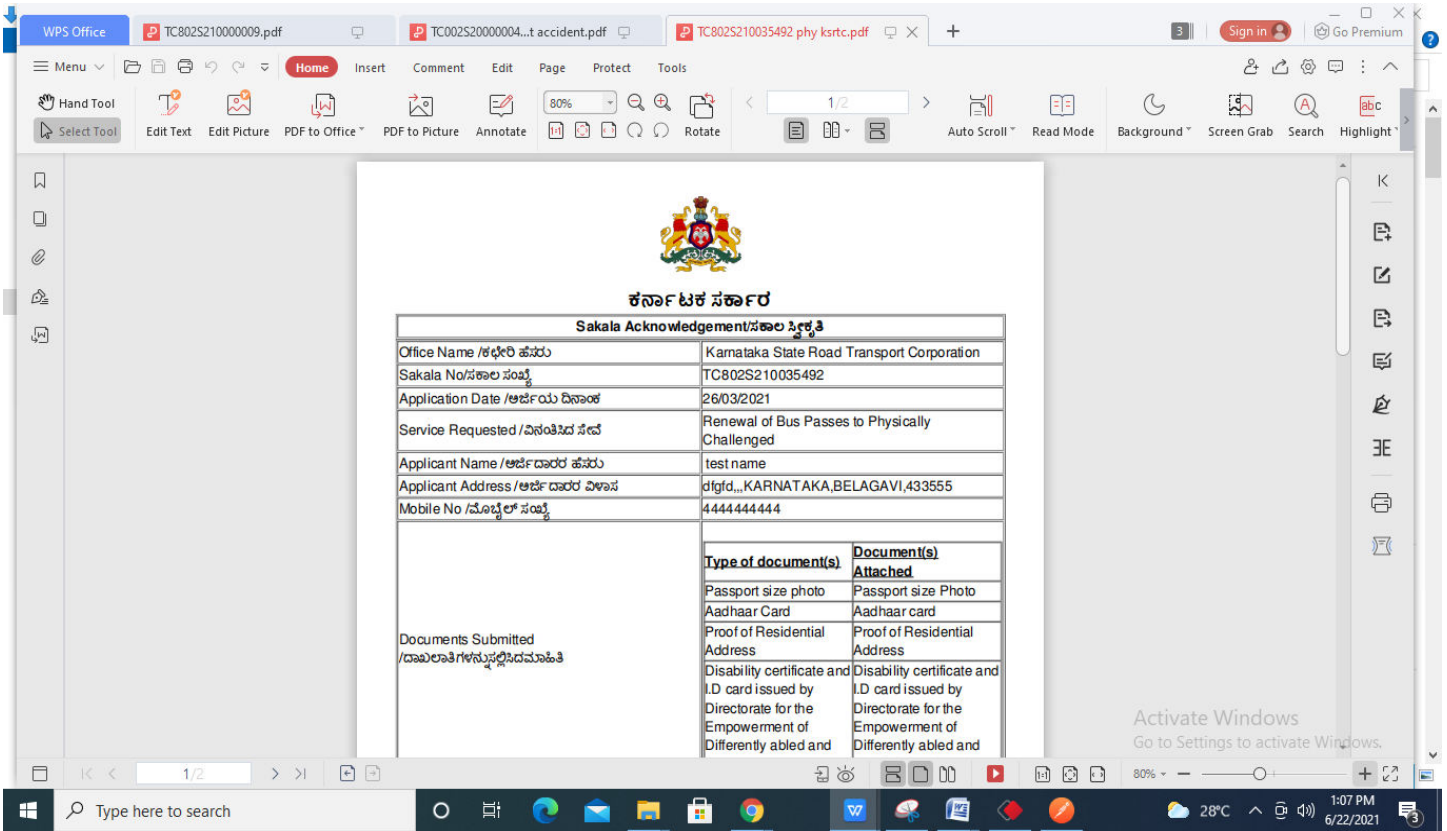
data.gov.in Open Government Data (OGD) Platform India

india.gov.in

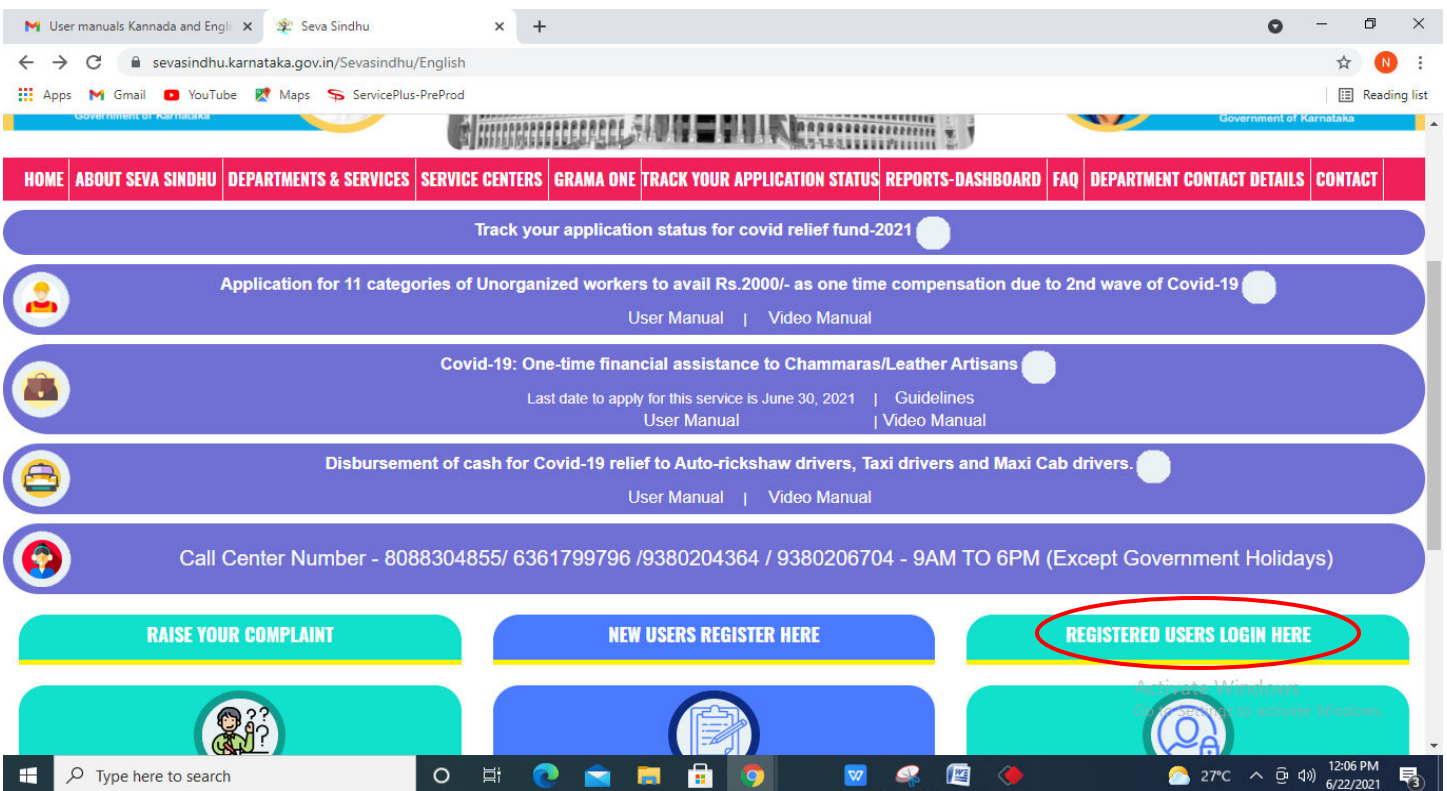
Deity

PMINDIA

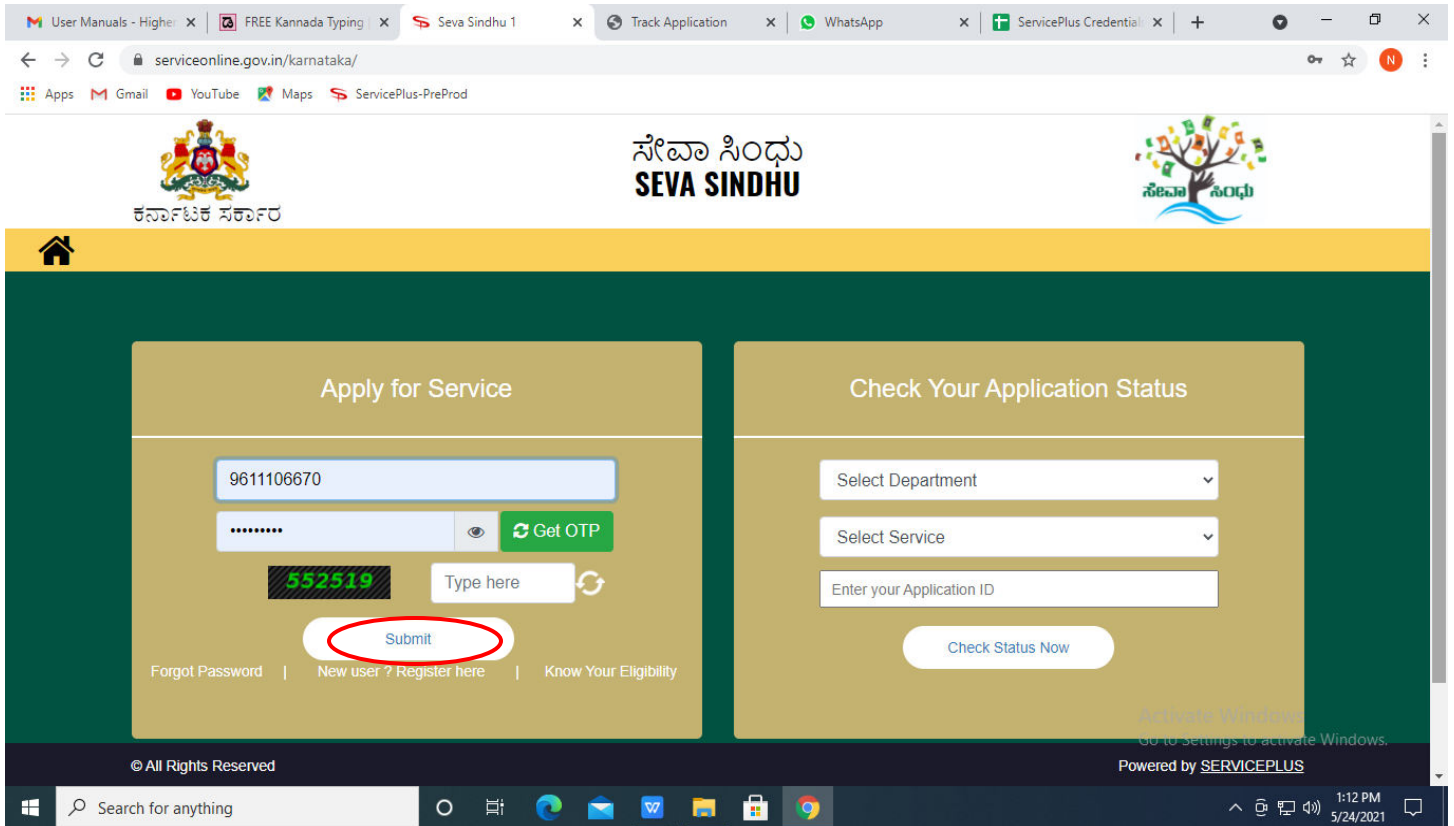
Step 11: After submit Successful, Sakala acknowledgement will be generated.



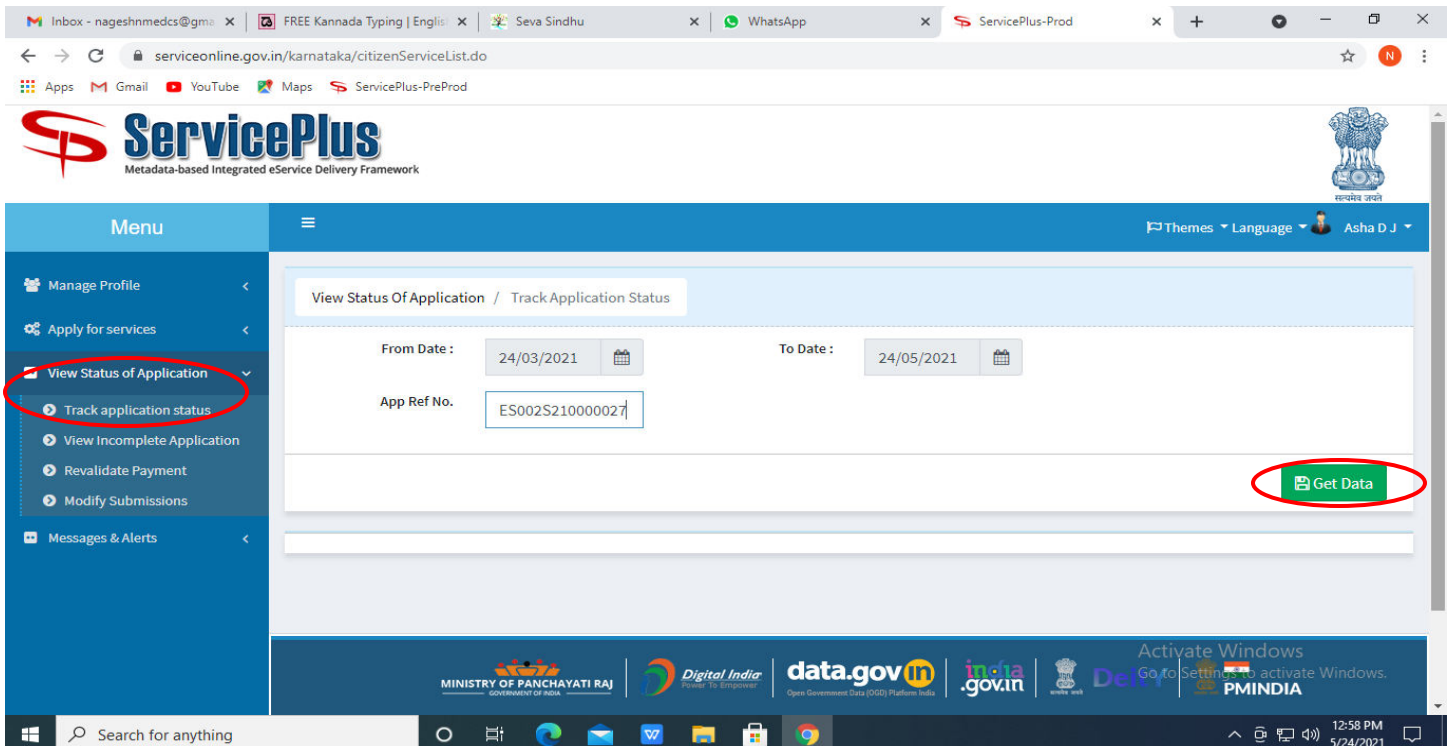
Step 12: To download the certificate, go to the sevasindhu.karnataka.gov.in and click on **Registered Users Login Here**



Step 13: Once the login page is open, enter your username, password/OTP, captcha and click on **Submit**.



Step 14: Click on **View Status of Application** --> **Track application status**. Enter Application Reference Number (you can refer to Acknowledgment/SMS to get Application Reference Number) and click on **Get Data**.



Step 15: Check Current Status of the application. If it is delivered, Click on **Delivered**.

View Status Of Application / Track Application Status

From Date : 24/03/2021 To Date : 24/05/2021

App Ref No. ES002S210000027

Get Data

Show 10 entries Search:

SNo	Service Name	Application Reference No	Submission Date	Due Date	Current Status
1	Application for Death Certificate	ES002S210000027	20/05/2021	21/05/2021	Delivered

Showing 1 to 1 of 1 entries

First Previous 1 Next Last

Step 16: Under Issue Document(s), click on **Output certificate**

Status of Application

Application Reference Number : ES002S210000027

Name of the Service : Application for Death Certificate

Applied By : Asha D J

Application due Date : 21/05/2021

S.No.	Task Name	Form Details	Issued Document(s)	Status	Remarks
1	Application Submission	View	Acknowledgement	Completed	NA
2	Push application data to DB	NA	Nil	Forwarded	View
3	Callback Webservice	NA	Output Certificate	Delivered	View

Close

Step 17: Bus Pass to Physically Challenged output certificate will be downloaded. You can print the certificate if required.

